

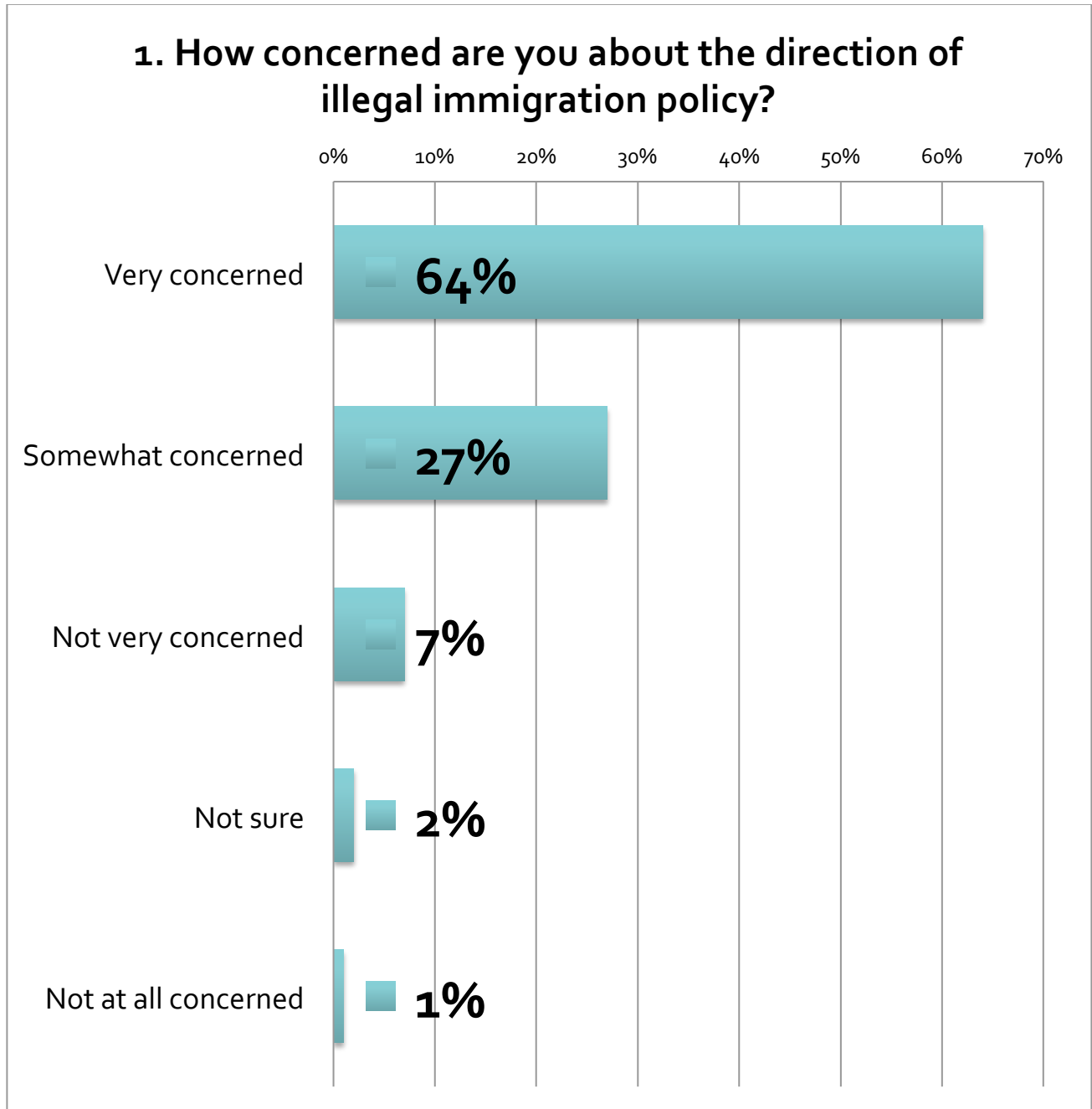


**Strong Support for "Controlled Immigration"  
Among Likely Republican Voters**

# **Strong Support for "Controlled Immigration" Among Likely Republican Voters**

**September 9, 2013**

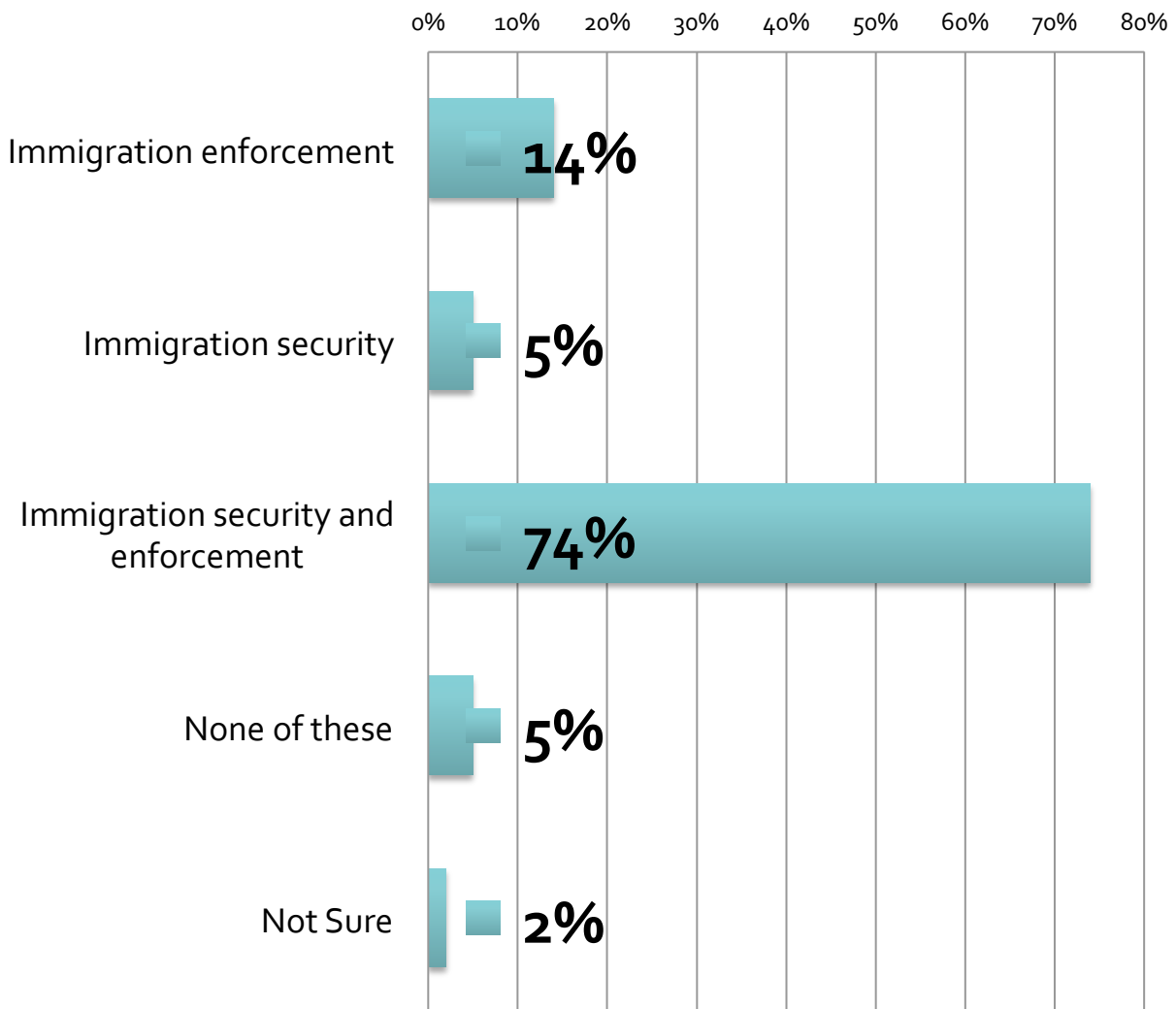
**METHODOLOGY:** This national survey of 1,000 likely Republican voters was conducted on September 9, 2013 by Pulse Opinion Research. The margin of sampling error was +/- 3.0% percentage points with a 95% level of confidence. Pulse Opinion Research, LLC is an independent public opinion research firm using automated polling methodology and procedures licensed from Rasmussen Reports, LLC. The survey was conducted using an established automated polling methodology: 90% of the sample calls were placed to randomly-selected phone numbers through a process that insures appropriate geographic representation; 10% of the sample was conducted via online surveys of those individuals who use a cell-phone as their primary telephone. After the calls and on-line surveys are completed, the raw data is processed through a weighting program to insure that the sample reflects the overall population in terms of age, race, gender, political party, and other factors. The processing step is required because different segments of the population answer the phone in different ways. For example, women answer the phone more than men, older people are home more and answer more than younger people, and rural residents typically answer the phone more frequently than urban residents. The population targets were based upon census bureau data, a series of screening questions to determine likely voters, and other factors. Pulse Opinion Research determines its partisan weighting targets through a dynamic weighting system that takes into account voting history, national trends, and recent polling.



This national survey of 1,000 likely Republican voters was conducted on September 9, 2013 by Pulse Opinion Research. The margin of sampling error +/- 3.0% percentage points with a 95% level of confidence. Pulse Opinion Research, LLC is an independent public opinion research firm using automated polling methodology and procedures licensed from Rasmussen Reports, LLC.

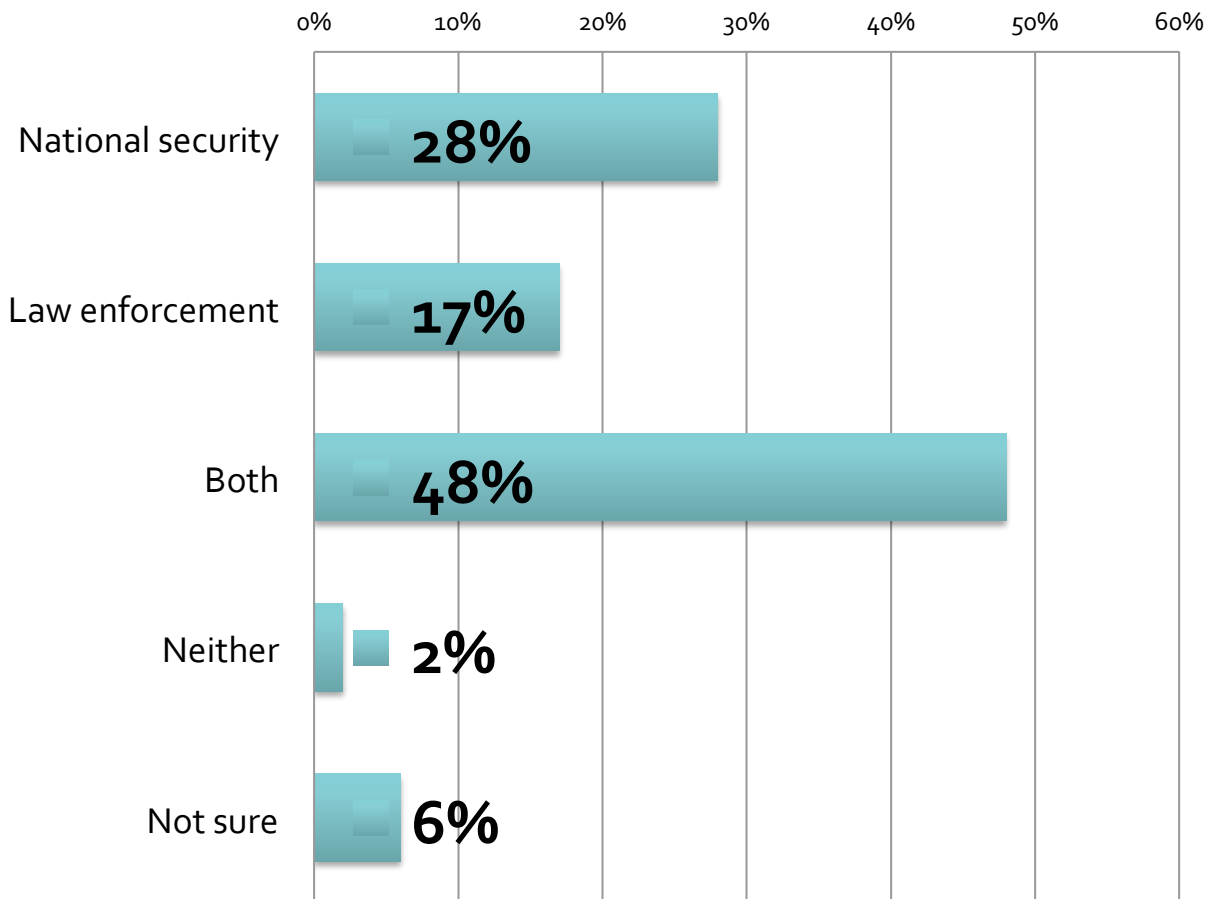
### 2. Which best describes how to solve your concern on the direction of illegal immigration?

(Only answered by the 901 voters who were very or somewhat concerned)

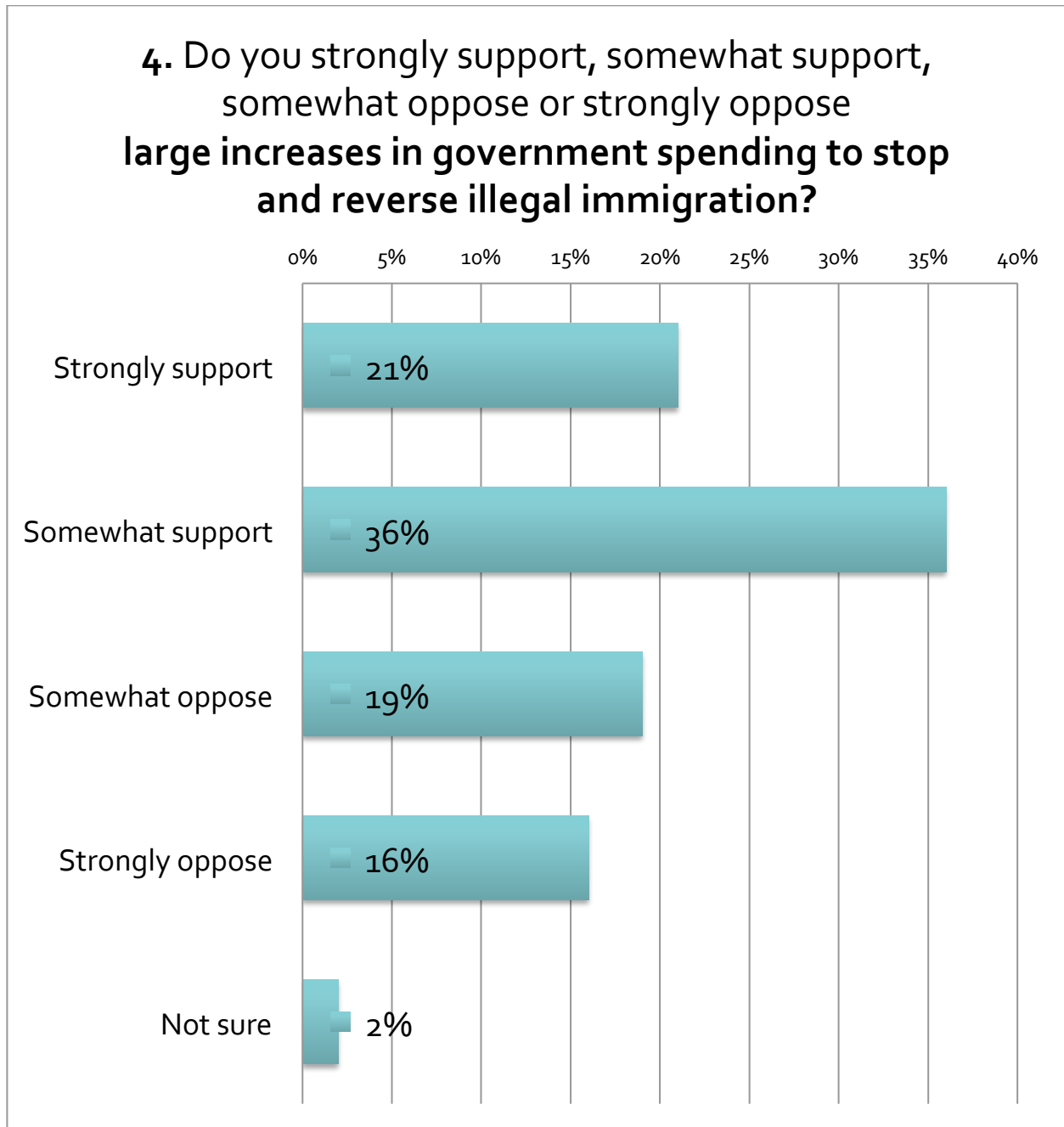


This national survey of 1,000 likely Republican voters was conducted on September 9, 2013 by Pulse Opinion Research. The margin of sampling error +/- 3.0% percentage points with a 95% level of confidence. Pulse Opinion Research, LLC is an independent public opinion research firm using automated polling methodology and procedures licensed from Rasmussen Reports, LLC.

**3. Should the set of measures to stop and reverse illegal immigration, including employment checks, deporting and tracking the entry and exit of foreigners, and the border fence be considered part of national security or federal law enforcement?**

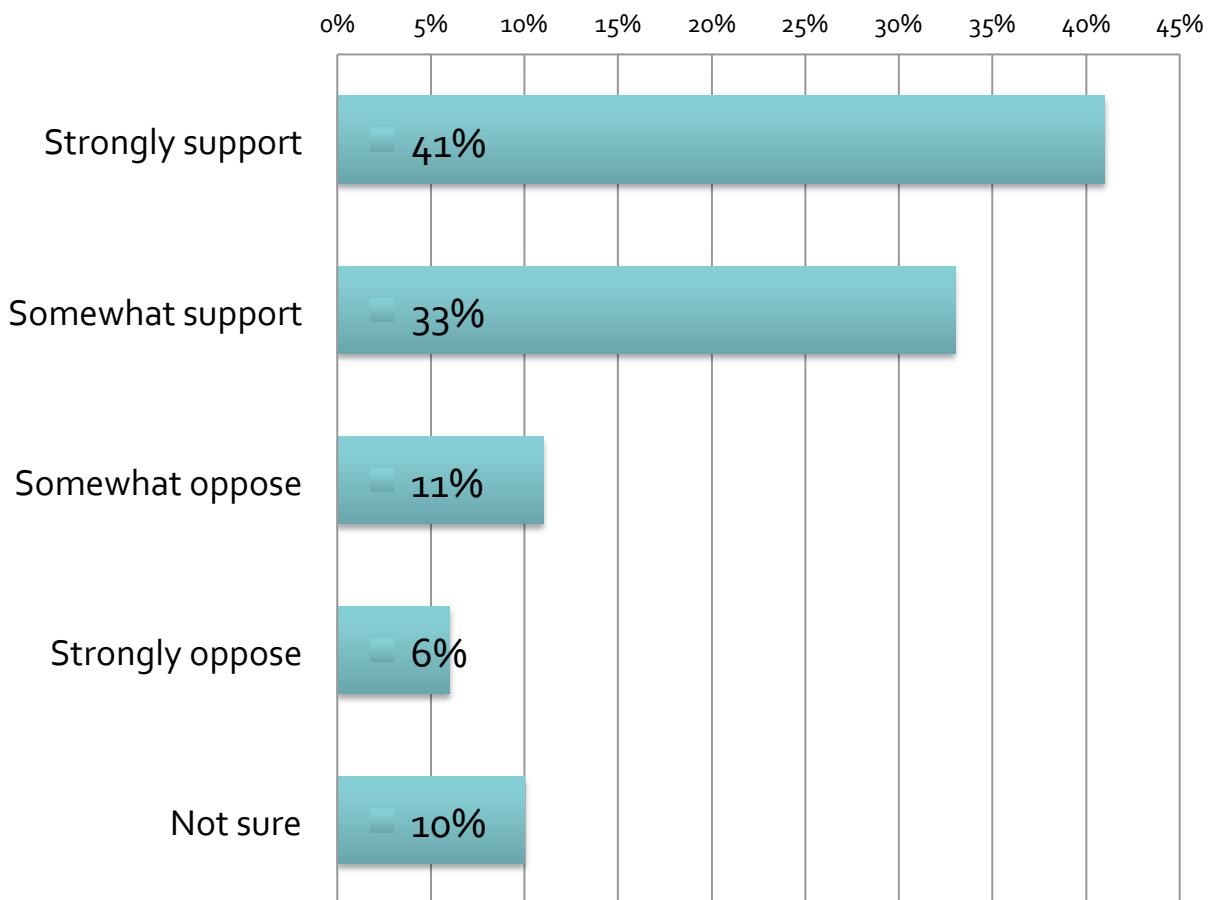


This national survey of 1,000 likely Republican voters was conducted on September 9, 2013 by Pulse Opinion Research. The margin of sampling error +/- 3.0% percentage points with a 95% level of confidence. Pulse Opinion Research, LLC is an independent public opinion research firm using automated polling methodology and procedures licensed from Rasmussen Reports, LLC.



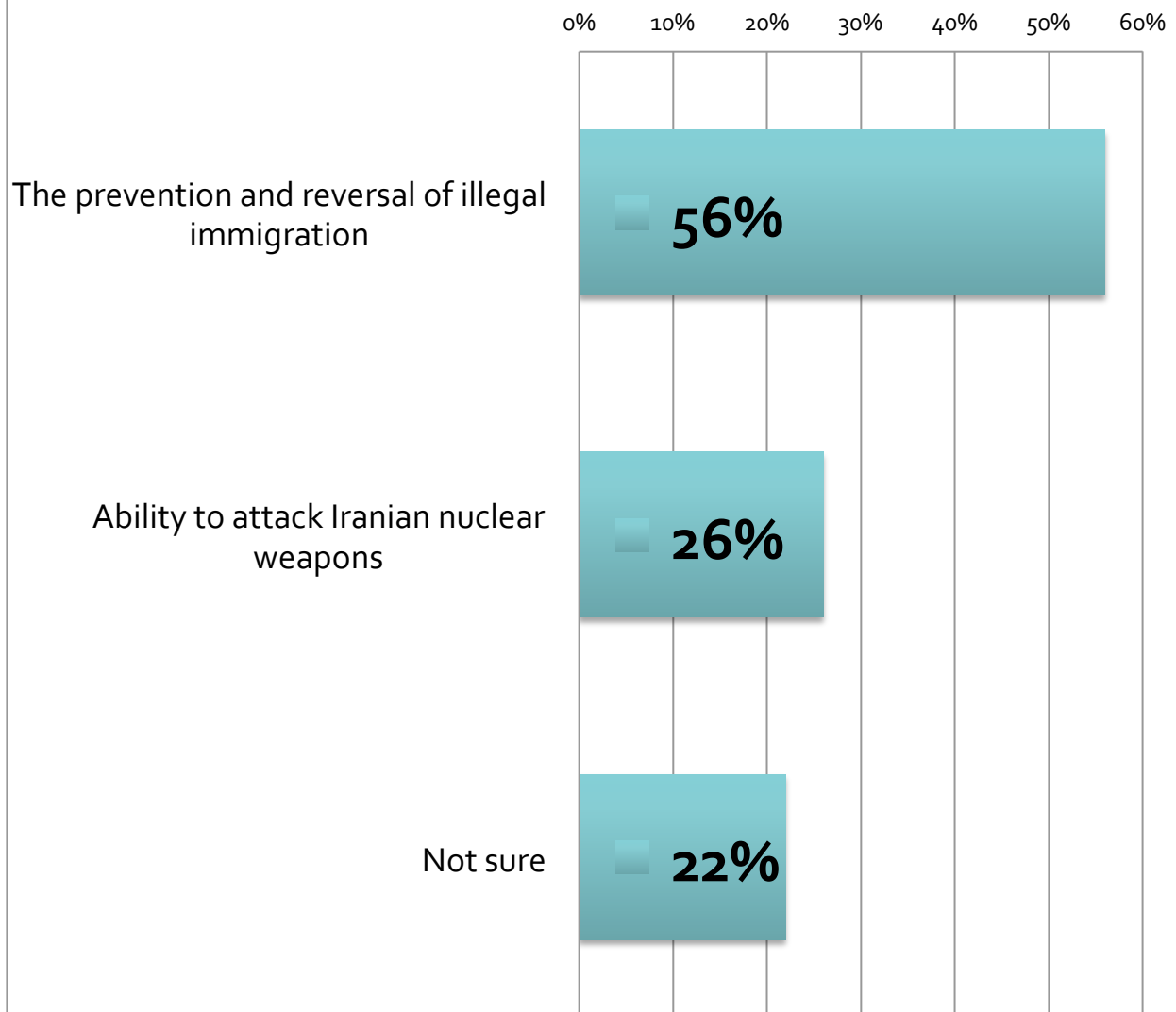
This national survey of 1,000 likely Republican voters was conducted on September 9, 2013 by Pulse Opinion Research. The margin of sampling error +/- 3.0% percentage points with a 95% level of confidence. Pulse Opinion Research, LLC is an independent public opinion research firm using automated polling methodology and procedures licensed from Rasmussen Reports, LLC.

**5. If illegal immigration could be stopped by shifting about 2% of national security spending to immigration security and enforcement, would you strongly support, somewhat support, somewhat oppose or strongly oppose that shift in spending?**



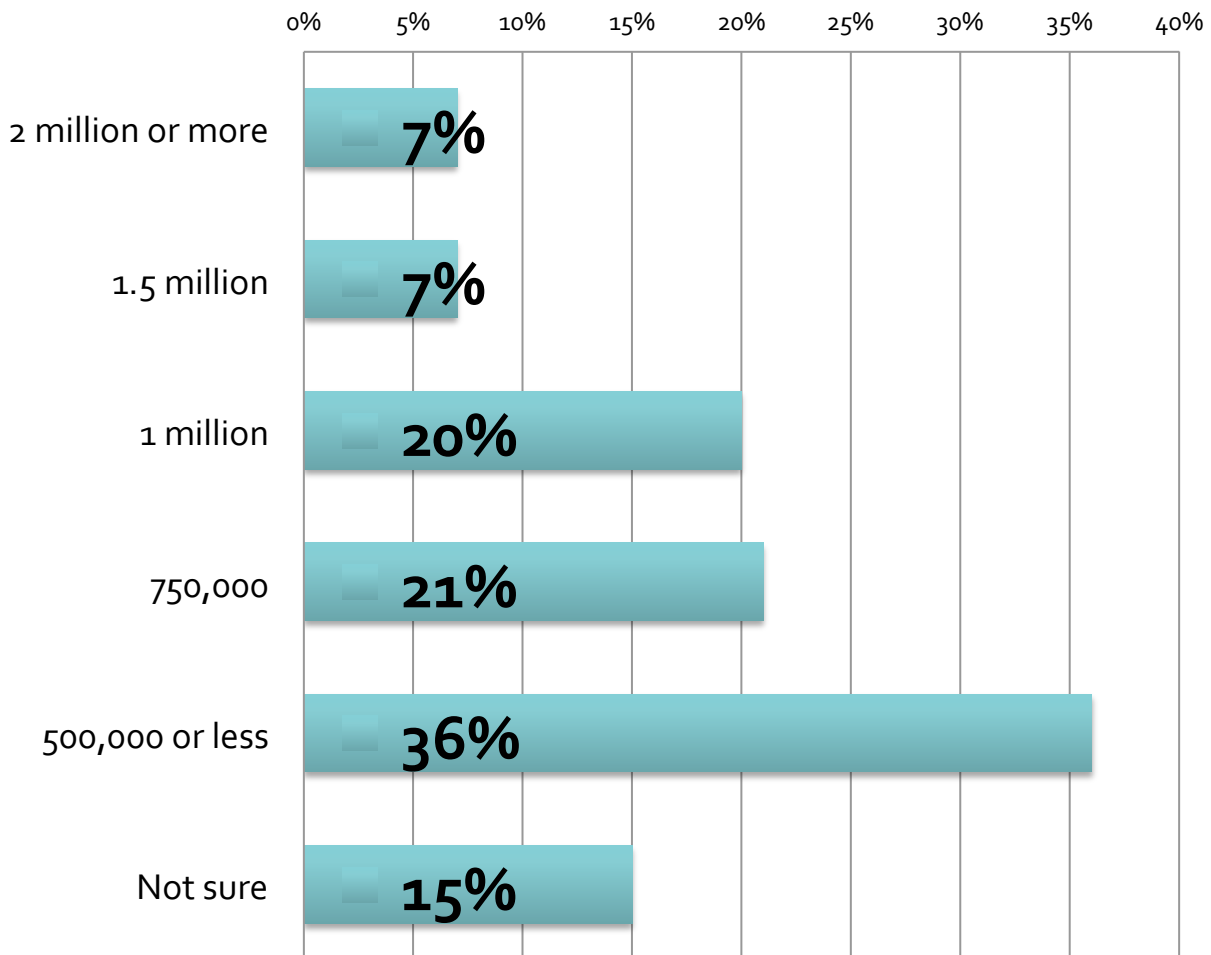
This national survey of 1,000 likely Republican voters was conducted on September 9, 2013 by Pulse Opinion Research. The margin of sampling error +/- 3.0% percentage points with a 95% level of confidence. Pulse Opinion Research, LLC is an independent public opinion research firm using automated polling methodology and procedures licensed from Rasmussen Reports, LLC.

**6. Which is more important: the prevention and reversal of illegal immigration or the ability to attack Iran's nuclear weapons program?**



This national survey of 1,000 likely Republican voters was conducted on September 9, 2013 by Pulse Opinion Research. The margin of sampling error +/- 3.0% percentage points with a 95% level of confidence. Pulse Opinion Research, LLC is an independent public opinion research firm using automated polling methodology and procedures licensed from Rasmussen Reports, LLC.

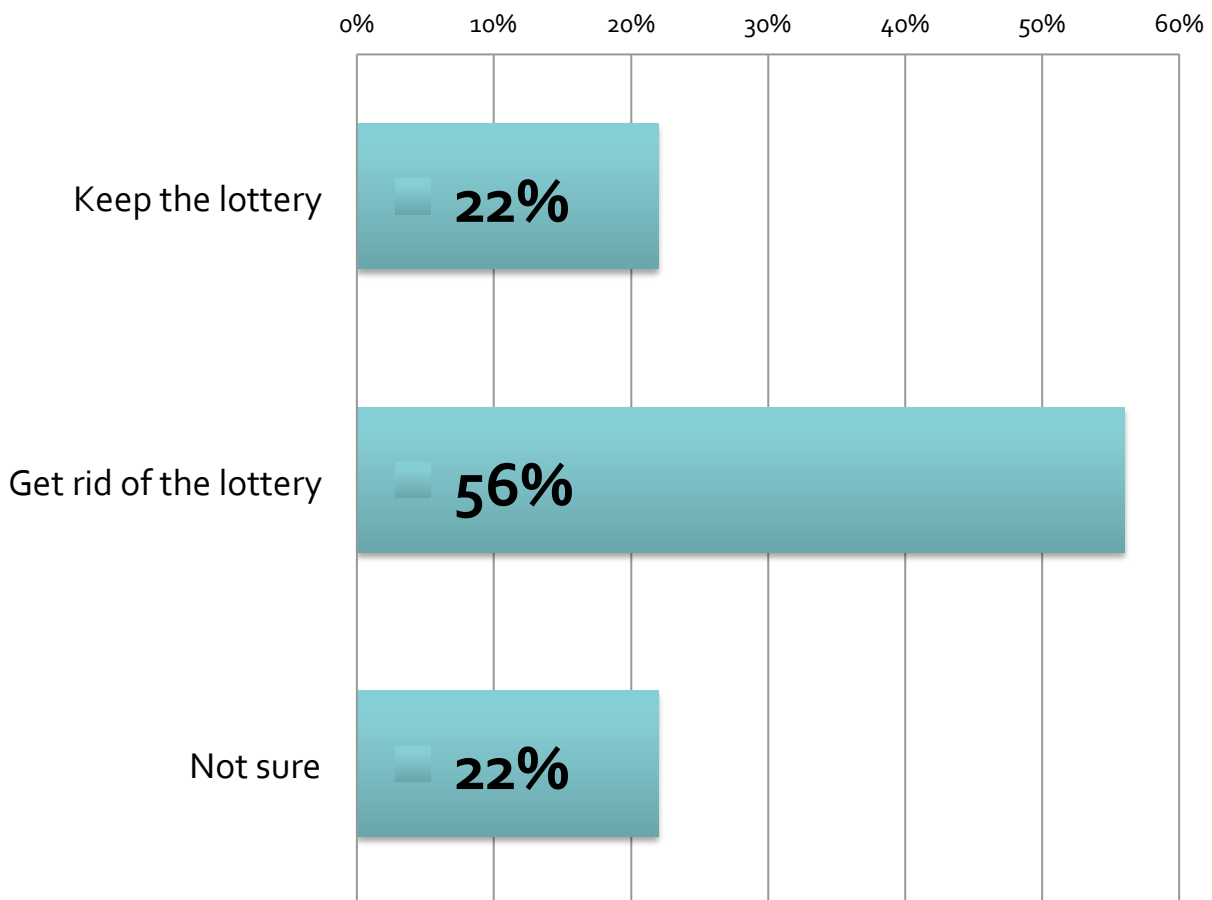
**7. For the last 25 years, Congress has allowed an average of just over one million foreigners per year to immigrate to the U.S. How many immigrants should Congress admit per year in the future?**



This national survey of 1,000 likely Republican voters was conducted on September 9, 2013 by Pulse Opinion Research. The margin of sampling error +/- 3.0% percentage points with a 95% level of confidence. Pulse Opinion Research, LLC is an independent public opinion research firm using automated polling methodology and procedures licensed from Rasmussen Reports, LLC.

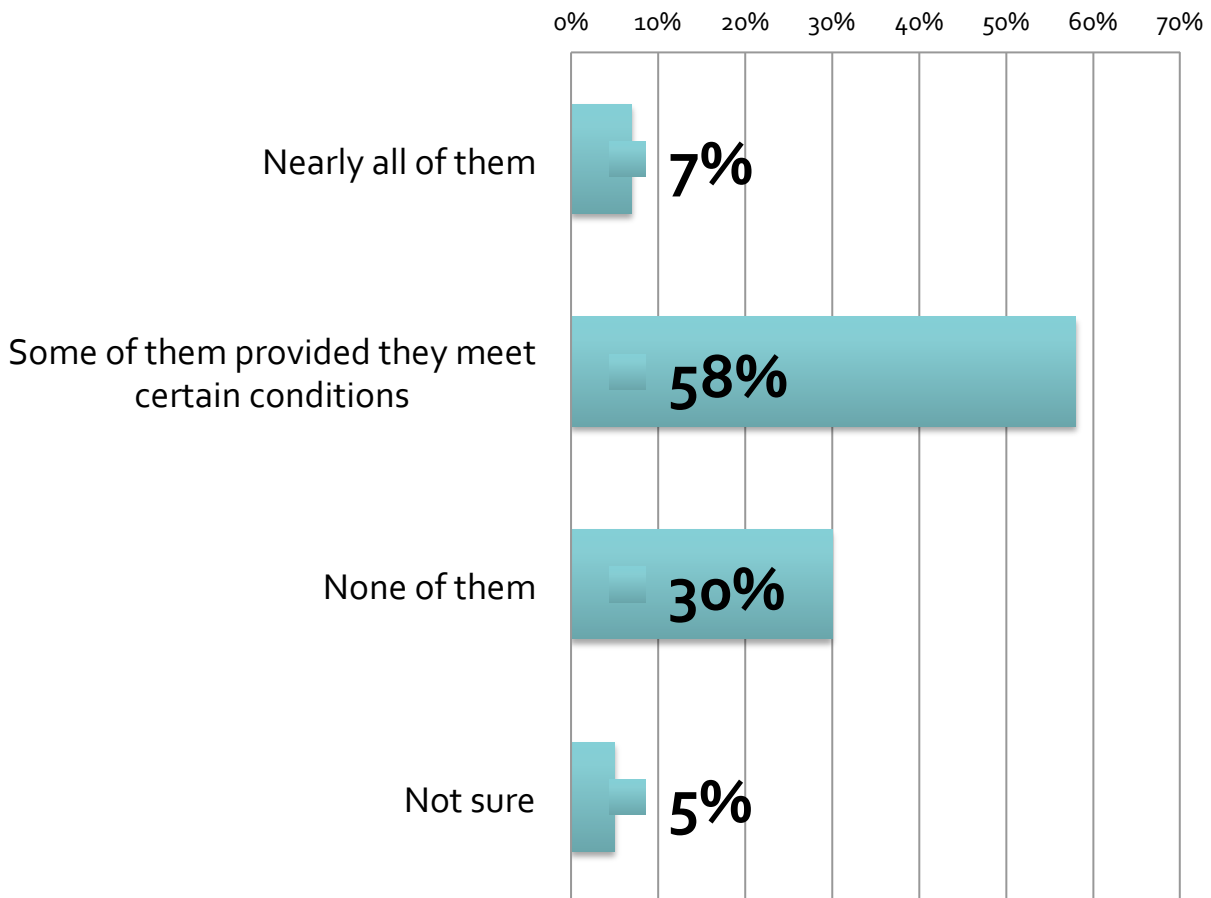


**8. The 'diversity visa lottery,' gives away at random 50,000 green cards per year to foreigners from places that have low immigration to the U.S. Should the United States keep the diversity lottery or get rid of the lottery?**



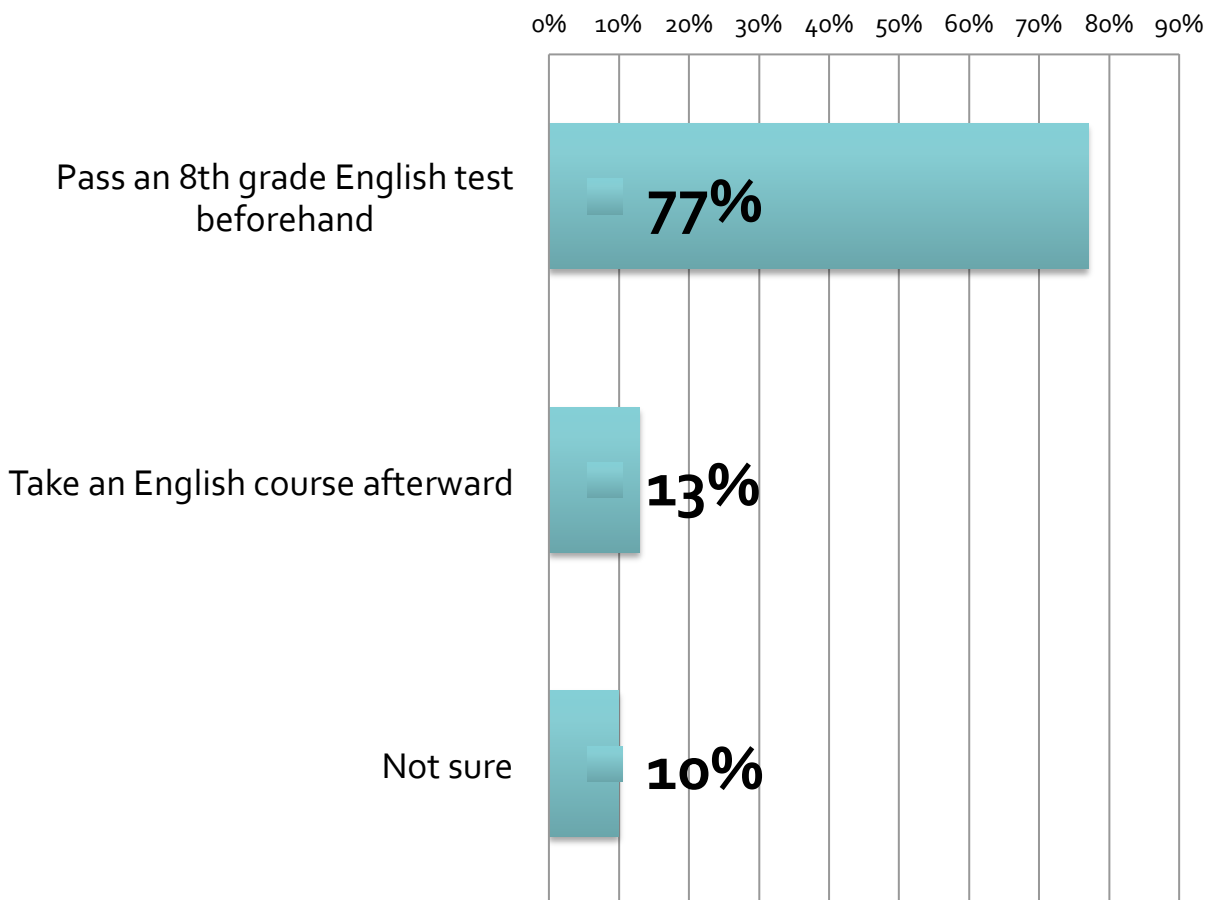
This national survey of 1,000 likely Republican voters was conducted on September 9, 2013 by Pulse Opinion Research. The margin of sampling error +/- 3.0% percentage points with a 95% level of confidence. Pulse Opinion Research, LLC is an independent public opinion research firm using automated polling methodology and procedures licensed from Rasmussen Reports, LLC.

**9. When it comes to dealing with the 11 million undocumented immigrants in the United States do you support granting a pathway to citizenship for nearly all of them, just some of them provided they meet certain conditions, or none of them?**



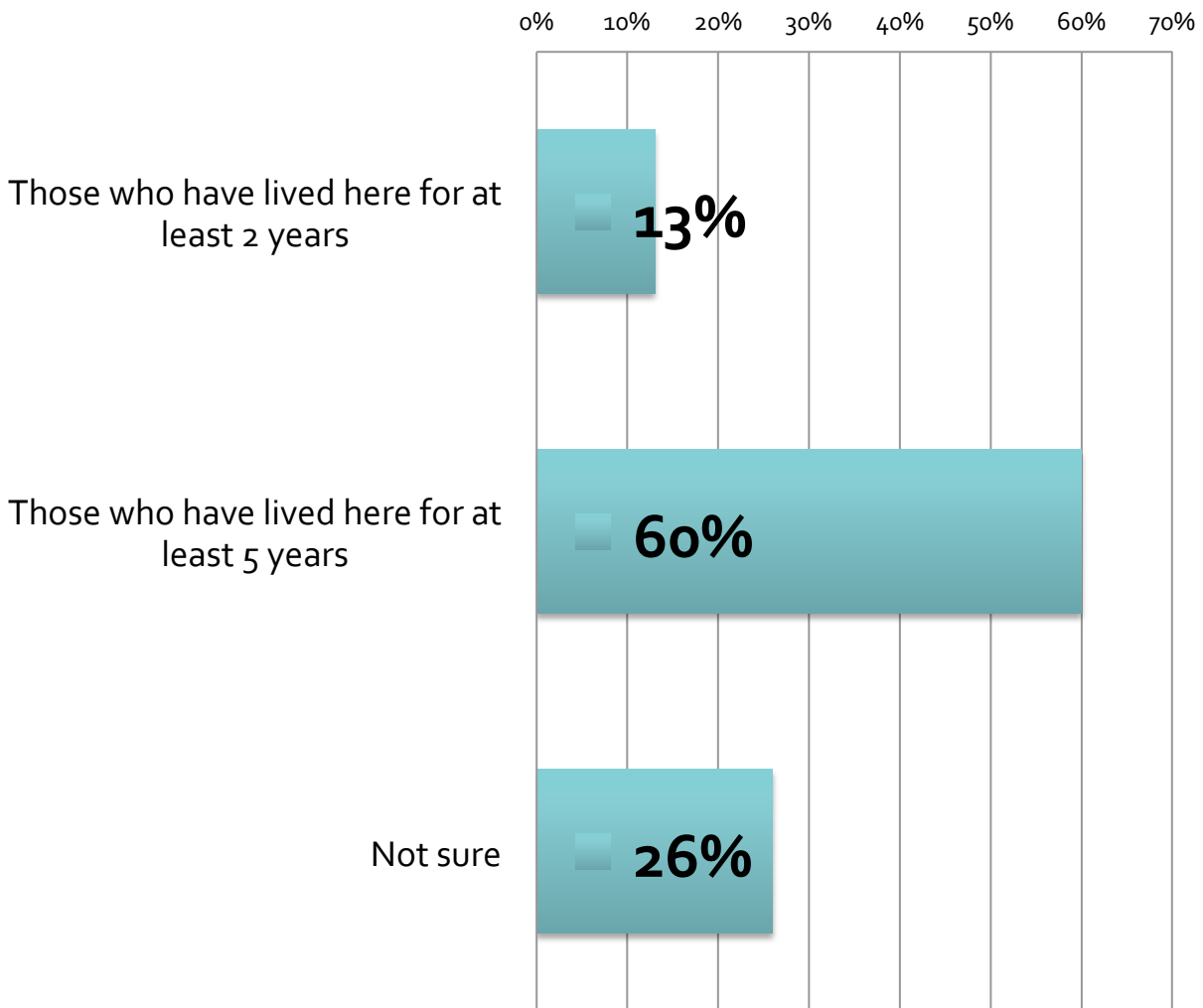
This national survey of 1,000 likely Republican voters was conducted on September 9, 2013 by Pulse Opinion Research. The margin of sampling error +/- 3.0% percentage points with a 95% level of confidence. Pulse Opinion Research, LLC is an independent public opinion research firm using automated polling methodology and procedures licensed from Rasmussen Reports, LLC.

**10. If Congress grants a pathway to citizenship for undocumented immigrants, should they be required to pass an 8 grade English course before getting this pathway, or should they be required to take an English course after getting a pathway?**



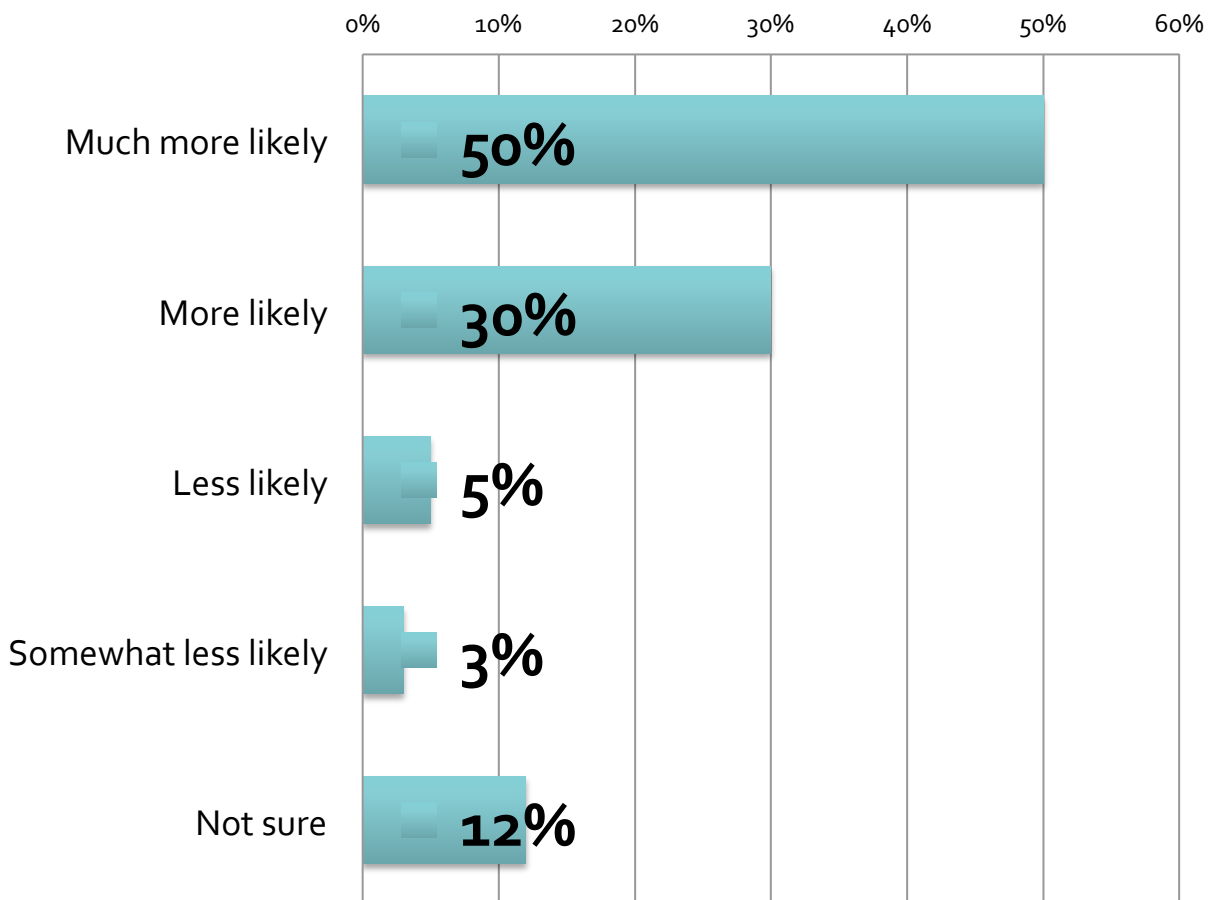
This national survey of 1,000 likely Republican voters was conducted on September 9, 2013 by Pulse Opinion Research. The margin of sampling error +/- 3.0% percentage points with a 95% level of confidence. Pulse Opinion Research, LLC is an independent public opinion research firm using automated polling methodology and procedures licensed from Rasmussen Reports, LLC.

**11. Should a pathway to citizenship be available only to those undocumented immigrants living in the United States for at least 2 years or for at least 5 years?**



This national survey of 1,000 likely Republican voters was conducted on September 9, 2013 by Pulse Opinion Research. The margin of sampling error +/- 3.0% percentage points with a 95% level of confidence. Pulse Opinion Research, LLC is an independent public opinion research firm using automated polling methodology and procedures licensed from Rasmussen Reports, LLC.

**12. Would you be much more likely, somewhat more, somewhat less or much less likely to vote for a Presidential candidate who campaigns on controlled immigration: immigration security and enforcement, restricted amnesty, and controlled legal immigration?**



This national survey of 1,000 likely Republican voters was conducted on September 9, 2013 by Pulse Opinion Research. The margin of sampling error +/- 3.0% percentage points with a 95% level of confidence. Pulse Opinion Research, LLC is an independent public opinion research firm using automated polling methodology and procedures licensed from Rasmussen Reports, LLC.